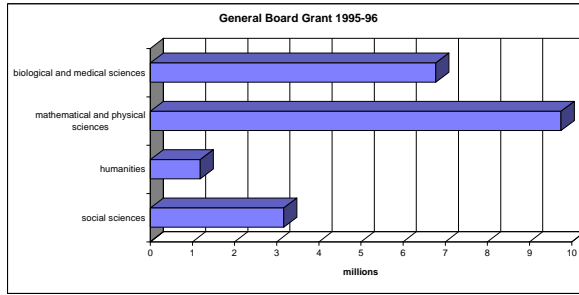


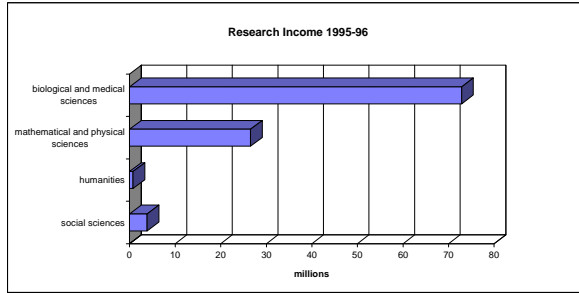
General Board Grant

Board	Grant	%
biological and medical sciences	6,772,671	32.5%
mathematical and physical sciences	9,746,273	46.7%
humanities	1,183,784	5.7%
social sciences	3,165,742	15.2%
total	20,868,470	100.0%



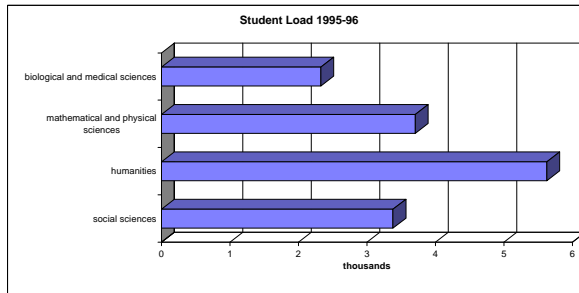
Research Grant Income

Board	Grant	%
biological and medical sciences	72,905,188	70.0%
mathematical and physical sciences	26,548,251	25.5%
humanities	765,584	0.7%
social sciences	3,863,166	3.7%
total	104,082,189	100.0%



Student Load

Board	No of students	%
biological and medical sciences	2,326	15.5%
mathematical and physical sciences	3,705	24.6%
humanities	5,627	37.4%
social sciences	3,381	22.5%
total	15,039	100.0%



Space

Board	Space	%
biological and medical sciences	109,178	45.9%
mathematical and physical sciences	91,015	38.2%
humanities	16,565	7.0%
social sciences	21,309	9.0%
total	238,067	100.0%

